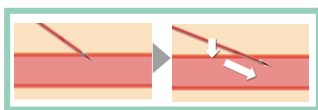


SURFLO MIDELA™

Midline Catheter Basic Kit

Puncture

- Puncture at an appropriate angle and observe for blood return in the catheter. Ensure that the catheter slider does not move during puncture.
- Lower the insertion angle, and advance for 1-2 mm.



Insert Catheter

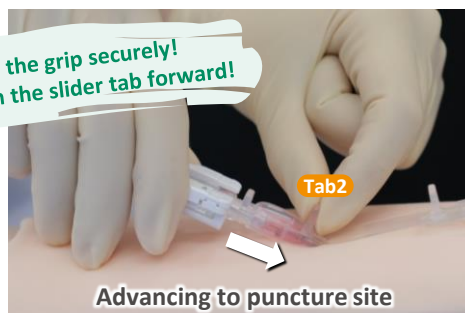
- Put forefinger behind **Tab1** and advance for about 10 mm.
 - Use the other hand to push **Tab2** to the puncture point to complete the catheter insertion.
- *Alternatively use one hand to complete insertion



Hold the grip securely!
Push the slider tab forward!



Hold the grip securely!
Push the slider tab forward!



Remove Needle

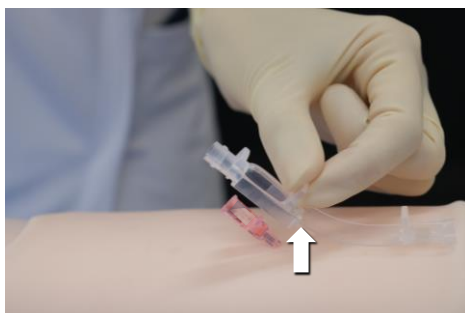
- Stabilize **Tab2** while keeping catheter slider stationary.
- Pull the grip backwards with the hand holding the device until "■" aligns with "▲".

Hold the Tab2 securely!
Pull the grip straight back!



Remove Slider Tab

- Remove catheter slider, connect infusion device with catheter hub immediately.



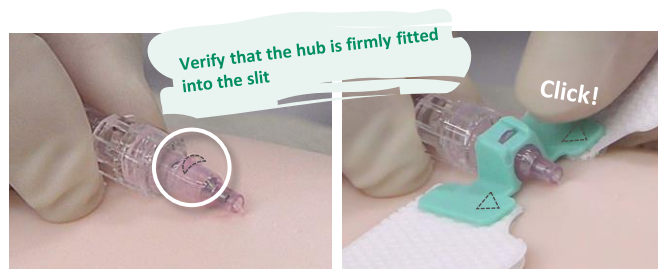
SURFLO MIDELA™

Securement device

TERUMO MEDICAL CARE SOLUTIONS

Attach Securement

- Keep the midline catheter hub stable. With one hand, hold one side of the securement device, ensuring the arrow on the device is aligned toward the puncture site. Snap the protruding tab on the catheter hub firmly into the slit of the retainer.
- Gently peel off the backing. Peel one side at a time. Firmly press the breathable adhesive onto the patient's skin.
- Use a dressing to protect the puncture site. The dressing must fully cover the securement device. Document the application date of both the securement device and the dressing. Place a warning label if necessary.



Remove Securement

- Moisten the edges of the breathable adhesive with an alcohol swab or other disinfectant while lifting the adhesive from the skin.
- Fold the adhesive back as you go, continuously moistening the skin-adhesive interface until the device is completely peeled off.
- Carefully detach the catheter hub from the securement device's retainer.



RX ONLY. The advertisement is directed to physicians only, and not to consumers. Refer to product labels and packaging insert for complete warnings, precautions, potential complications, and instructions for use. Products may not have regulatory approval in all countries. Please contact your local sales representative if you have questions about the availability of products in your area.

TERUMO

Terumo Medical Corporation 265 Davidson Avenue Somerset NJ 08873 U.S.A.
Distributed by Spectrum Vascular - spectrumvascular.com

TERUMO, TERUMO and SURFLO MIDELA are trademarks owned by Terumo Corporation, Tokyo, Japan, and they are registered with the U.S. Patent & Trademark Office. © 2026 Terumo Medical Corporation. All rights reserved. All brand names are trademarks or registered trademarks of their respective owners. PM-10602